

Sparsh - CHSS Android App

❖ How to Manually Install app on Android phone

Three Parts: ■ Enabling Manual Installation ■ Finding APK Files ■ Installing the App

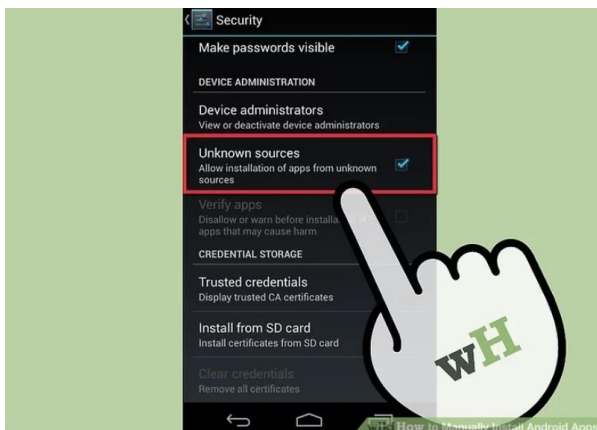
■ Enabling Manual Installation



1 Open the Settings app on your Android device. By default, Android devices cannot install apps from sources other than the Google Play Store (or the Amazon App Store for Kindle devices). To install apps manually, you'll need to allow your device to install apps from other sources.^[1]



2 Tap "Security". This will open the Security menu.



3 Scroll down and check the "Unknown sources" box. Tap "OK" to confirm that you want to enable this.

- Amazon Kindle users should open "Settings" → "More" → "Device" → "Allow Installation of Applications".^[2]



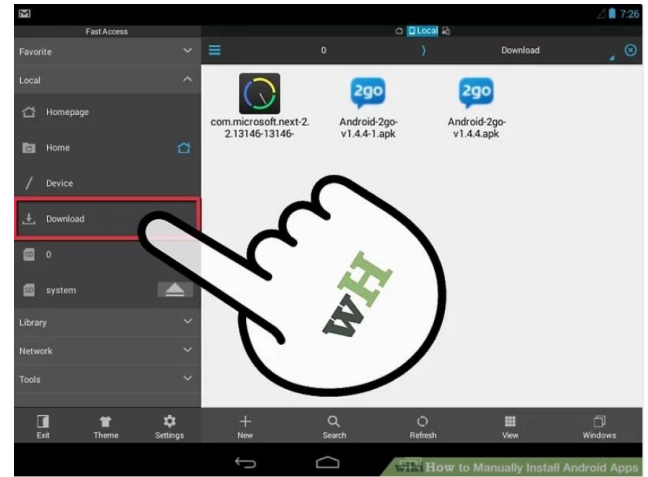
4 Download a File Manager app. You will need a file manager in order to select an APK (app installer) file that is stored on your device. You can find a variety of file manager apps for free on the Google Play Store or Amazon App Store. Some of the more popular free file managers include:

- ES File Explorer
- ASTRO File Manager
- File Manager (Explorer)
- Cabinet (Beta)

Finding Apk files



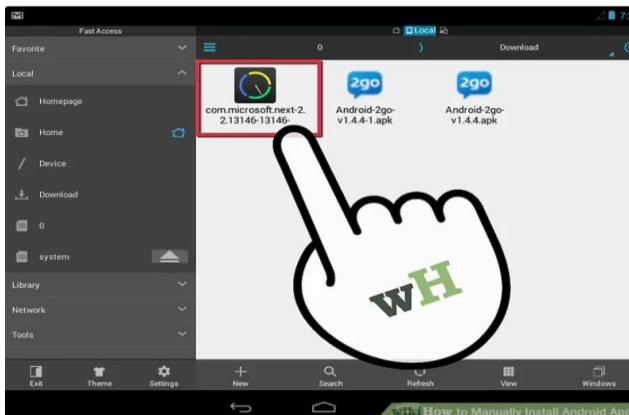
1 Open the File Manager app that you installed earlier. This will display all of the files and folders on your Android device, as well as your SD card (if one is inserted).



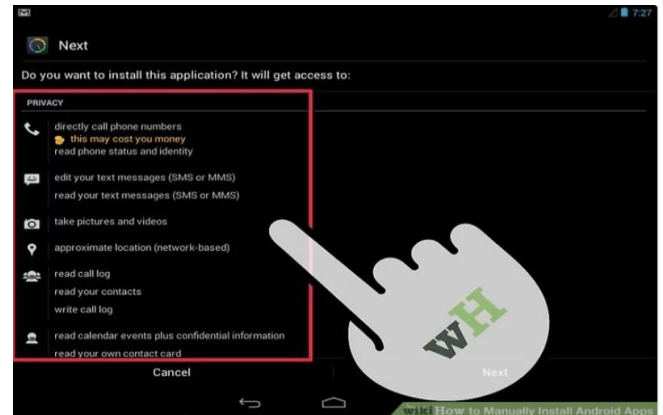
2 Navigate to the location of the APK file that you want to install. It could be in several different places, depending on how you obtained it:

- If you downloaded the APK from a website, it will usually be in the Downloads folder.
- If you copied the APK from your computer, it will be in whatever folder you copied it into. If you just dragged it onto the Android device's icon on your computer, it will be in the root directory.

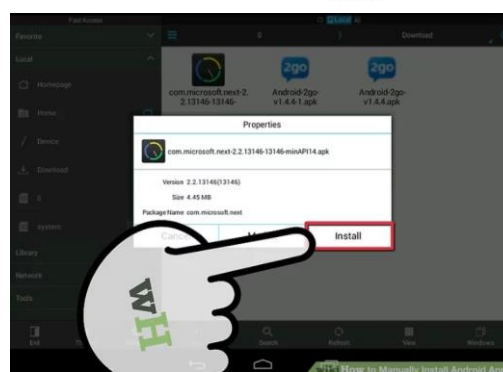
Installing the App



3 Tap the APK. This will immediately open the installer for the app.



4 Review the permissions. Before the app is installed, you will see a list of the services that it will have access to. Reviewing these is important to protect against malicious developers; there's no reason for that flashlight app to be accessing your contacts!



5 Tap "Install" to install the app. The app will automatically install, and an icon for it will be added to your Home screen. You can tap the "Open" button in the Installer to open it immediately.

❖ Android App Login Credentials

Please enter your staffcode (ex:vs99999) as both the userid and password, to login into the app.

❖ Android App feedback

After login into the android app, users can award rating and give feedbacks from app's inbuilt menu.